


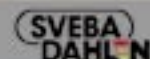
SD-180 Dough Divider



SD-180 is a noiseless automatic suction-feed dough divider for all types of dough. Strong frame construction, high weight accuracy combined with a big flexibility regarding weight range and types of dough makes SD-180 adapted for all types of bakeries.



Sveba Dahlen Group



Scandinavian know-how – worldwide

SD-180 Dough Divider

Variable speed with frequency converter as standard



Easy-to-remove covers facilitate the daily cleaning

Transfer roller (option) for sticky dough



100 lit 70 kg dough hopper



Dough knife in stainless steel direct connected to the hopper provides an optimal emptying of the hopper

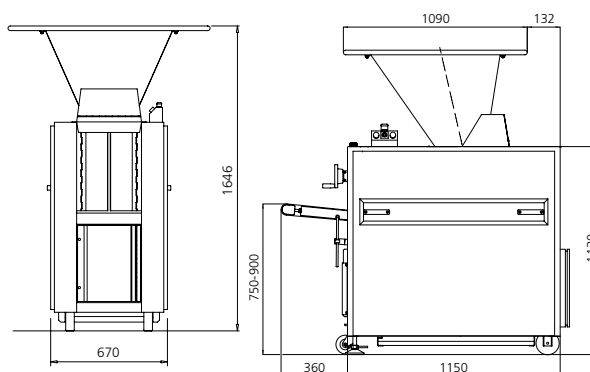
Oilreservoir 17 lit, easy to fill

Accessories

Elevating conveyor with two parallel conveyor belts	Conveyor for feeding directly into moulder unit
Flour duster, electrical	Flour duster on the outfeed conveyor, electrical
Flour duster, mechanical	Flour duster on the outfeed conveyor, mechanical
Frequency converter with display	Display with speed in pcs/h, piece counting and pre-set counting
Hander-up	Small rounding unit for lines without conical rounder
Hopper 225 litre	Dough Hopper 225 l = approximately 150 kg dough, delivered on new SD from factory
Hopper lubrication for 225 litre hopper	Automatic lubrication inside the dough hopper, by means of a spread tube system
Mini Piston	Adapter for dough weight 35-250 grams, available for SD180 and SD180XL
Non-stick coating of hopper 100L	Interior of the dough hopper 100L non-stick to assure a smooth infeed of the dough
Non-stick coating of hopper 225L	Interior of the dough hopper 225L non-stick to assure a smooth infeed of the dough
Oiling of belt	Oiling device for oiling on the outfeed conveyor
Piece counter	Mechanical piece counter
Speed reduction kit	Low-speed kit for reduction of speed to 520-1200 pcs/h instead of 750-1800 pcs/h
Special length on outfeed conveyor 200-800 mm	Outfeed length from divider frame, 100 mm interval (Standard is 360 mm)
800 - maximum 1500 mm	Outfeed length from divider frame, with adjustable support, 100 mm interval
Special belt	Special customized belt
Transfer roller	Support driven roller at the end of the outfeed conveyor, for sticky dough

Technical data

Capacity range	750-1800 dough pieces/hour
Weight range SD-180	120-1600 grams
Weight range SD-180XS	70-1000 grams
Weight range SD-180XL	180-2300 grams
Power Supply	1,1 kW
Weight, net	540 kg
Weight, gross (carton+pallet)	600 kg
Volume, gross	1,75 x 1,20 x 2,00 = 4,20 m ³
dB(A)	72



Glimek AB

Box 124
S-280 64 GLIMÅKRA
Sweden

Tel. int. +46-(0)44 449 00 • Fax +46-(0)44 449 10
e-mail: office@glimek.se • www.glimek.se